

400 HC3 SERIES

TELESCOPIC HI-CAPACITY BOOM LIFTS



Performance

Platform Height		
400S HC3	40 ft	12.19 m
460SJ HC3	46 ft	14.05 m
Horizontal Outreach		
400S HC3	33 ft 6.9 in.	10.23 m
460SJ HC3	39 ft 11.4 in.	12.23 m
Swing	360 Degrees Continuous	
Platform Capacity		
400S HC3 - Restricted	750/1000 lb	340/454 kg
400S HC3 - Unrestricted	660 lb	300 kg
460SJ HC3 - Restricted	750/1000 lb	340/454 kg
460SJ HC3 - Unrestricted	660 lb	300 kg
Platform Rotator	180 Degrees Hydraulic	
Jib (460SJ HC3 only)		
Range of Articulation	6 ft	1.83 m
	130 Degrees (+70, -60)	
Weight*		
400S HC3	15,040 lb	6,822 kg
460SJ HC3	19,260 lb	8,736 kg
Max. Ground Bearing Pressure		
400S HC3	60 psi	4.19 kg/cm ²
460SJ HC3	69 psi	4.76 kg/cm ²
Drive Speed	4.25 mph	6.8 km/h
Gradeability	45%	
Tilt Cut Out	5 Degrees	
Turning Radius		
400S HC3 - Outside	15 ft 8.6 in.	4.8 m
400S HC3 - Inside	6 ft 9.4 in.	2.07 m
460SJ HC3 - Outside	15 ft 8.6 in.	4.8 m
460SJ HC3 - Inside	6 ft 9.4 in.	2.07 m

Standard Specifications

Power Source

Dual Fuel Engine		
Kubota WG2503 DF	61 hp	45.5 kW
Diesel Engine		
Deutz D2.9L4 Tier 4 Final	49 hp	36.4 kW
Fuel Tank Capacity	22 gal.	83.3 L

Hydraulic Reservoir

Hydraulic Reservoir	36 gal	136.27 L
Auxiliary Power	12V-DC	

Tires

Standard	12 x 16.5 Foam Filled Lug Tread Tires	
Optional	14 x 17.5 Foam-Filled Tires	



3 Capacity Zones - Each rated for 3 occupants + tools/materials

Standard Features

- 180 Degree Hydraulic Platform Rotator
- Platform Console Machine Status Light Panel*
- 110V-AC Receptacle in the Platform
- 5 Degree Tilt Alarm/Indicator Light
- Swing Out Engine Tray
- 12V-DC Auxiliary Power
- Hourmeter
- Improved Multi-Function Controls
- Proportional Controls
- Interactive Display at Ground Controls
- Control ADE® System
- Lifting/Tie Down Lugs
- Horn
- Four-Wheel Hydrostatic Drive
- Oscillating Axle
- Motion Alarm
- Glow Plugs (Diesel Engines)
- Load Sensing System
- SkyGuard SkyLine™

*Provides indicator lights at platform and ground control consoles for system distress, low fuel, 5 degree tilt light, and foot switch status.

Accessories & Options

- Inward Self-Closing Swing Gate
- 36 x 72 in. (0.91 x 1.83 m) Platform
- Fall Arrest Platform 36 x 72 in. (0.91 x 1.83 m)
- 1/2 in. Air Line to Platform
- Soft Touch System
- AC Generator
- SkySense™
- Flashing Amber Beacon
- 43.5 lb (19.73 kg) Propane Tank
- Cold Weather Package¹
- Arctic Package²
- Hostile Environment Kit³
- Light Package⁴
- Special Hydraulic Oils (Consult Factory)
- Operator Tool Tray
- Accessory Packages
 - SkyPower® Package
 - SkyWelder® Package

Note: Some options may increase lead time, and some option combinations may not be available.

1. Includes Battery Blanket, Hydraulic Tank Heater, Block Heater.
2. Includes Arctic Hydraulic Hoses (Drive, Steer), Main Boom Cable, Extreme Cold Engine Oil, Fuel Conditioner, Engine Block Heater, Battery Blanket, Glow Plugs, Hydraulic Tank Heater, Oversized Footswitch And Arctic Hydraulic Oil.
3. Includes console cover, boom wipers and cylinder bellows.
4. Includes platform work lights, head and tail lights, amber beacon.

Additional accessories and options available via JLG Aftermarket.

400 HC3 SERIES

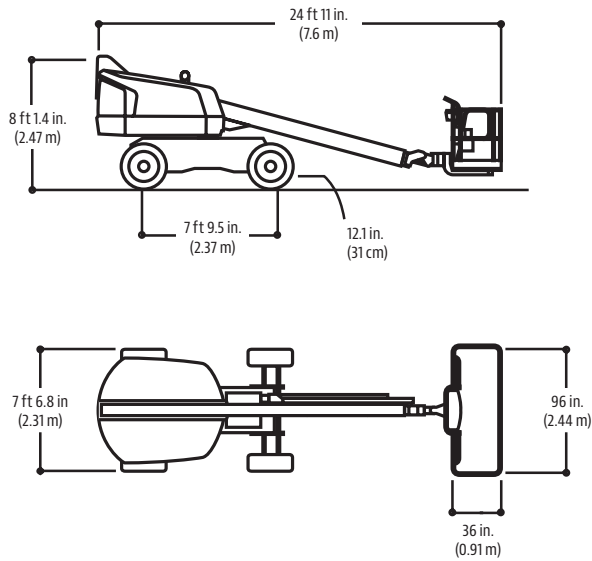
TELESCOPIC HI-CAPACITY BOOM LIFTS



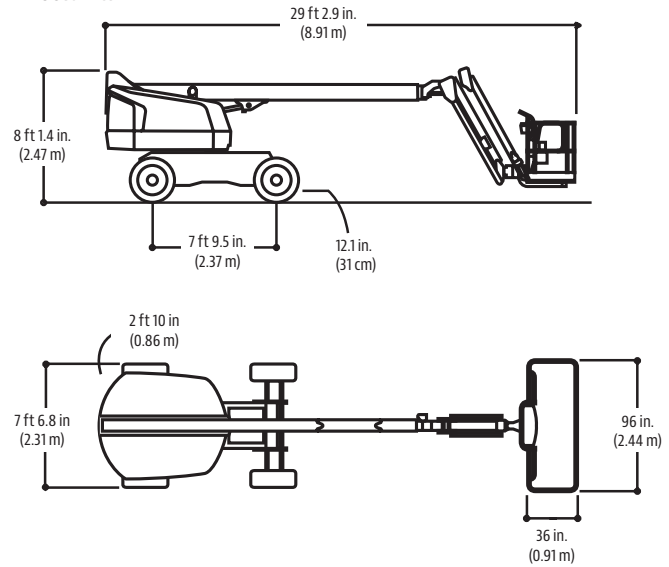
Dimensions

All dimensions are approximate.

400S HC3

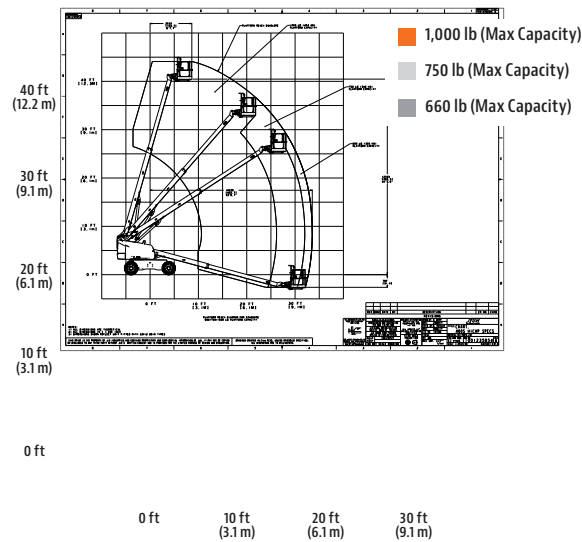


460SJ HC3

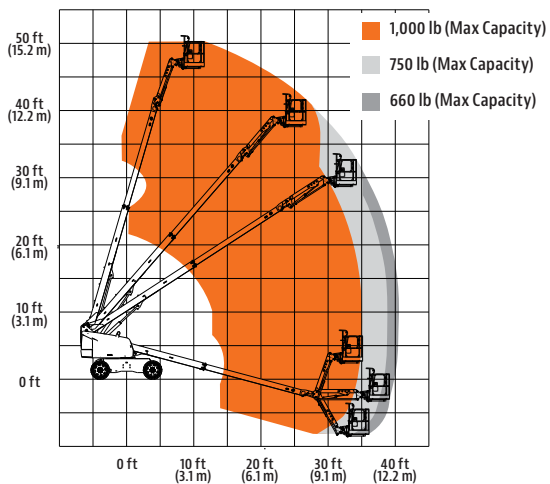


Reach Diagrams

400S HC3



460SJ HC3



The JLG "1 & 5" Warranty

We provide coverage for one (1) full year, and cover all specified major structural components for five (5) years. Due to continuous product improvements, we reserve the right to make specification and/or equipment changes without prior notification. This machine meets or exceeds applicable ANSI and CSA requirements based on machine configuration as originally manufactured for intended applications. Please reference the serial number plate on the machine for additional information.

Part No.: 3131033
R012220
Printed in USA



JLG Industries, Inc.
1 JLG Drive
McConnellsburg, PA 17233-9533
Telephone 717-485-5161
Toll-free in US 877-JLG-LIFT
Fax 717-485-6417
www.jlg.com

An Oshkosh Corporation Company

600AJ HC3

ARTICULATING HI-CAPACITY BOOM LIFT



HC3

3 Capacity Zones - Each rated for 3 occupants + tools/materials



Performance

Platform Height	60 ft 7 in.	18.47 m
Horizontal Outreach	39 ft 9 in.	12.10 m
Up and Over Clearance	26 ft 7 in.	8.1 m
Swing	360 Degrees Continuous	
Platform Capacity		
600AJ HC3 - Restricted	750/1000 lb	340/454 kg
600AJ HC3 - Unrestricted	660 lb	300 kg
Platform Rotator	180 Degrees Hydraulic	
Jib Range of Articulation	130 Degrees (+70, -60)	
Weight		
600AJ HC3	26,057 lb	11,819 kg
Max. Ground Bearing Pressure		
600AJ HC3	75 psi	5.25 kg/cm2
Drive Speed 4WD	4.25 mph	6.8 kph
Gradeability 4WD	45%	
Tilt Cut Out	5 Degrees	
Axle Oscillation	8 in. 0.2 m	
Turning Radius Inside/Outside 2WS	10 ft. 11 in./17 ft. 7in.	3.33 m/5.36 m

Standard Specifications

Power Source

Dual Fuel Engine		
Ford MSG425	84 hp	62 kw
Diesel Engine		
Deutz D2.9L4 Tier 4 Final	49 hp	36.4 kw
Fuel Tank Capacity	30 gal.	113.6 L

Hydraulic System

• Capacity	30.6 gal.	115.8 L
• Auxiliary Power	12V DC	

Tires

• Standard	IN355/55D-6.25 Foam Filled
------------	----------------------------

Standard Features

- Oscillating Axle
- 180 Degree Hydraulic Platform Rotator
- 110V-AC Receptacle in the Platform
- 5 Degree Tilt Alarm/Indicator Light
- Swing-Out Engine Tray
- 12V-DC Auxiliary Power
- Hourmeter
- Horn
- Control ADE® System
- Proportional Controls
- Gull-Wing Engine Hood
- LED Light Panel at Platform and Ground Control Consoles
- Status Light Panel*
- Lifting/Tie Down Lugs
- All Motion Alarm
- Glow Plugs (Diesel Engines)
- Load Sensing System
- SkyGuard SkyLine™

Accessories & Options

- Platform: 36 x 72 in. (0.91 x 1.83 m)
- Fall Arrest Platform, Rear Entry: 36 x 96 in. (0.91 x 2.44 m)
- Self-Closing Gate
- SkySense™
- Soft Touch System
- Operator Tool Tray
- 43.5 lb (19.7 kg) Propane Tank
- Cold Weather Package¹
- Hostile Environment Kit²
- Light Package³
- Flashing Amber Beacon
- Arctic Package⁴
- Accessory Packages:
 - SkyPower®
 - SkyWelder®

* Provides indicator lights at platform and ground control consoles to show system distress, 5 degree tilt light, and foot switch status.

1. Includes Battery Blanket, Hydraulic Tank Heater, Block Heater.

2. Includes console cover, boom wipers and cylinder bellows.

3. Includes head and tail lights, platform worklights and beacon.

4. Includes Arctic Hydraulic Hoses (Drive, Steer), Main Boom Cable, Extreme Cold Engine Oil, Fuel Conditioner, Engine Block Heater, Battery Blanket, Glow Plugs, Hydraulic Tank Heater, Oversized Footswitch And Arctic Hydraulic Oil.

Note: Some options may increase lead time, and some option combinations may not be available.

Additional accessories and options available via JLG Aftermarket.

600AJ HC3

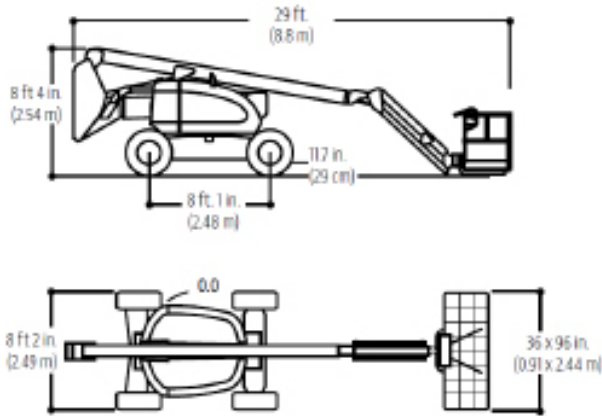
ARTICULATING HI-CAPACITY BOOM LIFT



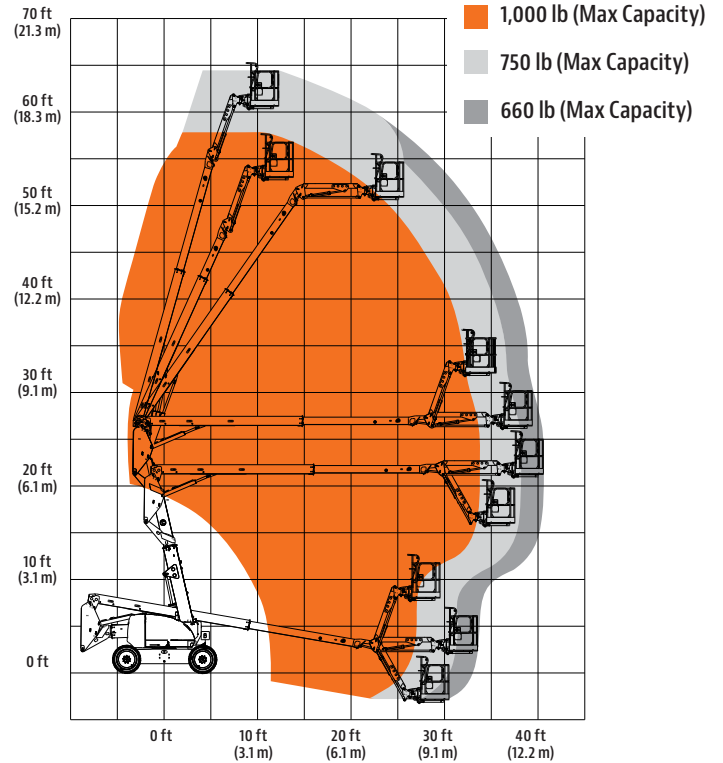
Dimensions

All dimensions are approximate.

600AJ



Reach Diagram



The JLG "1 & 5" Warranty

We provide coverage for one (1) full year, and cover all specified major structural components for five (5) years. Due to continuous product improvements, we reserve the right to make specification and/or equipment changes without prior notification. This machine meets or exceeds applicable ANSI and CSA requirements based on machine configuration as originally manufactured for intended applications. Please reference the serial number plate on the machine for additional information.

Part No.: 3131126
R012220
Printed in USA



JLG Industries, Inc.
1 JLG Drive
McConnellsburg, PA 17233-9533
Telephone 717-485-5161
Toll-free in US 877-JLG-LIFT
Fax 717-485-6417
www.jlg.com

An Oshkosh Corporation Company